



EVOLUTION ON THE OUTSIDE REVOLUTION ON THE INSIDE

SANDVIK 800i CONNECTED CONE CRUSHER SERIES



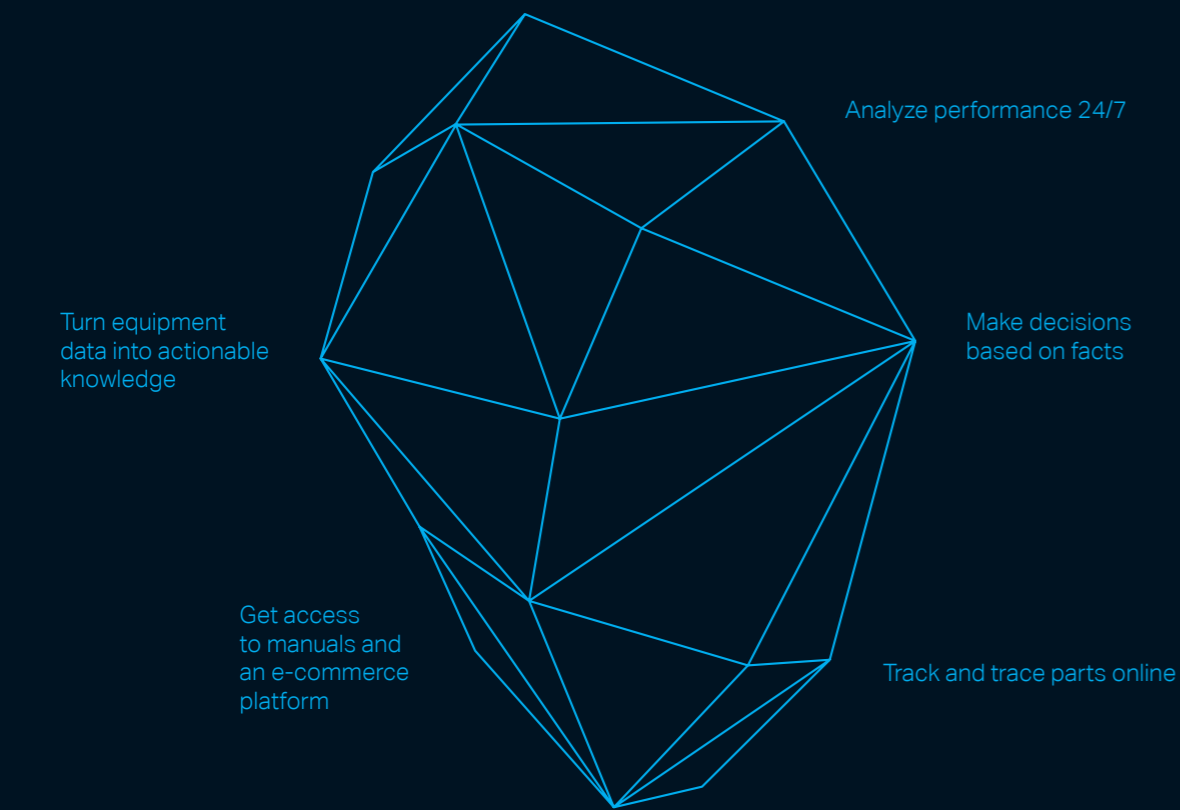
STRONGER SMARTER SAFER CONNECTED CRUSHERS

Sandvik 800i is a series of strong, robust cone crushers connected 24/7 to boost productivity, predict performance and maximize uptime. With Sandvik Reborn and overhaul kits, crushing has never been as cost-efficient to operate, and as easy to upgrade.

According to industry experts, more than \$70 billion will be invested in Industrial Internet of Things (IIoT) systems by 2020

THE FUTURE OF CRUSHING IS HERE

The Industrial Internet of Things will have a profound effect on machines and industrial processes. Areas like predictive maintenance where machines give an alert when a part needs changing, e-commerce, to automatically order and reorder parts for just-in-time maintenance, and actionable information to continually improve machine and process performance – are just some of the benefits we are already experiencing. Now we introduce the first series of connected crushers. Part of always leading the field to improve performance.



PRODUCTIVITY THROUGH CONNECTIVITY WITH MY SANDVIK

The My Sandvik customer portal gives you complete 24/7 access to data generated by your connected Sandvik crusher fleet. It's a revolution in connected crushing.

Now you can make decisions based on facts and clearly see areas where you can improve uptime and availability. The result? Greater profitability.

SEEING THE CHANGES

Since installing a new CH870i crusher and gaining access to the My Sandvik platform, the mine can now check needs for replacement parts and components immediately.

As a result, the mine has greatly improved predictive maintenance and enabled better-informed, fact-based decisions in the sulphide processing circuit at the Mantos Blancos copper mine in Chile.


"Sandvik equipment brought a new life to our sulphide crushing process"



MY FLEET REPORTS

Get in-depth insights into your connected crusher fleet with My Fleet Reports. It's the smart, intelligent way of monitoring crusher behavior and using that information to optimize and improve business performance. Now you can make informed business decisions using accurate, reliable data.

Crushers equipped with our Automation & Connectivity System (ACS) can generate dashboards when the built-in Knowledge Box™ is activated.



MY SANDVIK E-CATALOG

Find all the information you need about product parts from the My Sandvik E-catalog – your complete knowledge bank.

Search by article number, part name, or use the drill-down menu from the user-friendly, interactive parts catalog. It simplifies your shopping experience by interacting directly with My Cart.



MY SANDVIK E-COMMERCE

My Sandvik is one of our e-commerce channels and is an easy way to order what you need from Sandvik. Use it to:

- Request for quotations or order new parts directly
- Order wear and spare parts
- Check availability
- Check specific pricing
- Create your own basket
- Track and trace shipments
- View your order history

ALWAYS CONNECTED

The 800i connected crusher series comes with the new generation Automation and Connectivity System (ACS) as standard. The system continuously monitors and optimizes crusher performance and controls the complete lubrication system, increasing uptime and reliability.



5 | IMPROVEMENTS WITH ACS

1. Full lubrication monitoring and control
2. Full monitoring of the in-line filter
3. Possibility to bypass non-critical sensors in case of failure
4. Improved user interface in HMI
5. With an activated Knowledge Box, access to My Fleet reports available through the My Sandvik customer portal

A REVOLUTION IN CONNECTED CRUSHING

TOP SERVICEABILITY
minimizes risks and enables safer maintenance.

ACS
continuously monitors and optimizes crusher performance.

HYDROSET™
provides safety and setting adjustment functions.

UNIBODY MAINFRAME
ensures optimal strength and less maintenance.

ADVANCED DUMP VALVE
automatically provides overload protection to let tramp iron or other uncrushable material pass through.

Strong, robust, intelligent crushers designed to increase uptime, availability and profitability.

All Sandvik 800i crushers are technologically advanced cone crushers designed for applications in mines or large quarries. Each has a hydraulically supported main shaft, a robust design, adjustable eccentric throw, constant intake opening and high performance.

Which crusher is right for you?



CH895i

Technically advanced, high-capacity cone crusher ideal for tertiary and pebble crushing. The 750 kW motor delivers higher power and more crushing force at maximum throw. Higher size reduction results in finer product size. Now with tougher top and bottom shells and main shaft.

CH890i

Technically advanced, high-capacity cone crusher for secondary crushing. The 750 kW motor delivers higher power and more crushing force at maximum throw. Higher size reduction results in finer product size. Now with tougher top and bottom shells and main shaft.

CH870i

High-capacity crusher suitable for secondary, tertiary and pebble applications. The 600 kW motor delivers more force at maximum throw. An aggressive crushing action produces more ore with maintained product size. Now with tougher top and bottom shells and main shaft.

CH865i

Technologically advanced mid-range cone crusher for tertiary and pebble crushing. It performs up to 30% better depending on application. It has a higher size reduction resulting in finer product size. Now with tougher top and bottom shells and main shaft.

CH860i

High capacity crusher for secondary crushing. This technologically advanced mid-range cone crusher performs up to 30% better depending on application. It has a higher size reduction resulting in finer product size. Now with tougher top and bottom shells and main shaft.

CS840i

High capacity crusher for secondary crushing. Offers up to 50% more capacity than other crushers in similar applications. It has a 25% greater reduction ratio and 50% less recirculation with the same high-value product compared to similar crushers in its class.

CH840i & CH830i

High capacity crusher for secondary and tertiary crushing. It offers excellent capacity in relation to crusher size. Wear parts have been adapted to ensuring a longer lifetime per ton produced. An advanced dump valve ensures quick, safe tramp relief if something uncrushable gets into the crusher.

SIX REASONS WHY 800i CRUSHERS ARE BETTER

STRONGER THAN EVER

Stronger just got stronger. We've toughened up the main shaft and top & bottom shells so they're much stronger than before. That spells more reliability, higher availability and a low risk of critical failure.

CONNECTED CONE CRUSHERS

My Sandvik gives you complete 24/7 access to data generated by your connected Sandvik crusher fleet. Make decisions based on facts, and clearly see areas where you can improve uptime and productivity.

Get access to manuals and an e-commerce platform to easily and efficiently buy and reorder wear and spare parts. My Sandvik lets you track & trace parts online to make maintenance planning simpler. No other crushers are better connected.

ADVANCED AUTOMATION

The Automation and Connectivity System (ACS) continuously optimizes crusher performance without overloading it, so you get the most out of your crusher. It can automatically adjust crusher settings to compensate for crushing chamber wear – ensuring consistent product size.

Hydroset™ and the electric dump valve automatically provide overload protection to let tramp iron or other uncrushable material pass through. Our automation system automatically adapts the crusher's settings in real time to match feed curve variations and variations in the hardness of the feed material.

SAFETY FIRST

Bolted rather than welded top and bottom shell liners reduce maintenance time and are much safer. It's 90% faster to change liners compared to welding.

The improved over-pressure system with dedicated air channel inlets keeps dust out to increase reliability. The standard offline filter unit keeps lub oil cleaner with 24/7 fine filtration, reducing wear on your internal crusher components and extending oil life by up to 5 times.

ALL NEW? OR AS NEW?

Sandvik REBORN replaces your existing cone crusher for a new one, reutilizing existing auxiliaries and infrastructure. The plug and play installation minimizes disruption and maximizes productivity, giving up to 40% cost savings compared to a new complete crusher system.

Or order an overhaul kit or major components to change the top shell, bottom shell or/and main shaft of your crusher.

INCREASE PRODUCTIVITY THROUGH LIFECYCLE SERVICES

With Sandvik 365, we support your new equipment throughout its entire lifecycle, helping you increase productivity by up to 10%.

Get genuine parts, service solutions, extensive training and a wide range of wear and crushing chamber solutions that deliver lower operating costs, improved product quality and maximum productivity.

UP TO
40%
COST SAVINGS
WITH REBORN
SOLUTION



MAJOR COMPONENTS EVOLUTION

INDIVIDUAL COMPONENTS OR OVERHAUL KITS

Our major components just got stronger. That spells more reliability, higher availability and a low risk of critical failure. Purchased individually or through our competitively priced overhaul kits, it's an easy way to renew your crusher fleet. Simply renew the backward-compatible component upgrades to help you improve productivity.

SANDVIK REBORN REPLACES YOUR EXISTING CRUSHER

Sandvik REBORN rebuilds your crusher system by exchanging your worn-out Sandvik crusher with a new one, and reutilizing your crusher auxiliaries and infrastructure. This plug and play installation minimizes disruption and maximizes productivity, giving up to 40% cost savings compared to a new complete crusher system.

REBORN PACKAGE INCLUDES

- New factory-tested crusher covered by a three-year extended warranty
- Connection to My Sandvik
- Crusher equipped with all model-specific upgrades that improve reliability
- Expert installation supervision
- Comprehensive on-site training covering crusher operation and maintenance, periodic condition inspections

COMPATIBILITY

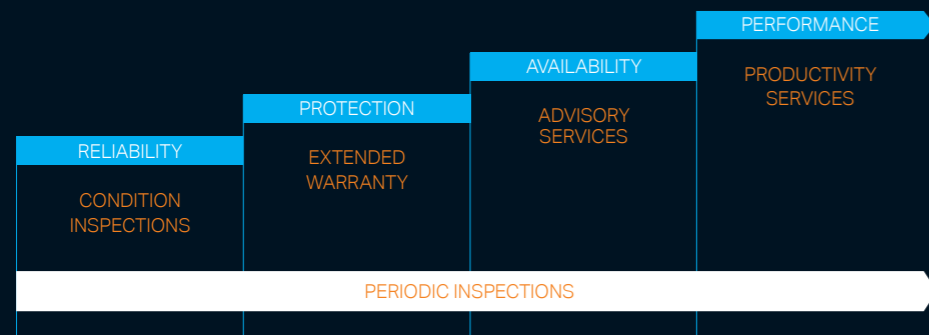
- H7800
- CH870
- H8000
- H8800
- CH880
- CH890
- CH895



* The CH870i bottom shell is compatible with both the old and new over-pressure system. The new system requires the dust collar upgrade kit (optional)

SANDVIK 365 LIFECYCLE SERVICES

With Sandvik 365, we support your new equipment throughout its entire lifecycle, helping you increase productivity by up to 10%. Get genuine parts, service solutions, extensive training and a wide range of wear and crushing chamber solutions that deliver lower operating costs, improved product quality and maximum productivity.



When you can predict your productivity, you predict profitability. Sandvik 365 is about optimizing performance every hour, 365 days a year. Our highly trained, expert engineers ensure you get the right parts and service to ensure safe operation, low operating costs and long service life.

Service from us isn't just quick and convenient. It optimizes uptime and gives you an increase in process efficiency and equipment reliability you can count on. Literally.

FOUR WAYS SANDVIK 365 IMPROVES YOUR PRODUCTIVITY

1. Experts offer dedicated knowledge and experience in OEM equipment and the applications surrounding it
2. Proven and globally established optimization procedures use thousands of applications as a benchmark to find you the most efficient solutions
3. Customized training sessions and frequent on-site support foster the transfer of knowledge to staff and develop skills
4. Clear guidance leads you toward higher reliability, availability and productivity, ensuring lower operating costs



ZERO UNPLANNED STOPS

After China Molybdenum Co. Ltd. signed a Productivity Services Agreement, they have experienced zero unplanned stops and a significant rise in productivity.

"Before the agreement, capacity was 9,000 tons/day. Now it's 15,000 tons."

CHINA MOLYBDENUM CO. LTD.

THE NEW SANDVIK 800i CRUSHER FLEET




SPECIFICATION	CH830i	CH840i	CS840i	CH860i
Nominal capacity - mtpd (stph)	61-283	103-427	212-659	250-910 (275-1,003)
Max. feed size - mm (in)	211 (1.7-7.3)	250 (≤ 8.5)	431	315 (12.4)
Motor power - kW (hp)	250 (335)	330 (442)	330 (442)	500 (670)
Closed side setting (CSS) range - mm (in)	4-41 (0.2-1.5)	10-48 (0.2-1.7)	22-70	13-51 (0.5-2.0)
Eccentric throw range - mm (in)	24-52	28-52	24-48	30-70 (1.2-2.8)
Mantles (inner liners)	A, B, EF, FlexiFeed B	A, B, FlexiFeed B	A, B, S	A, B, FF
Concaves (outer liners)	C, EC, EF, F, M	C, EC, F, M, MC	EC, C	EC, C, MC, M
Weight - kg (lb)	12,734 (27,500)	20,278	25,794	50,530 (111,400)
Automation	Included as standard	Included as standard	Included as standard	Included as standard
Connectivity	Included as standard	Included as standard	Included as standard	Included as standard
System for lubrication control	Included as standard	Included as standard	Included as standard	Included as standard
Advanced dump valve	Included as standard	Included as standard	Included as standard	Included as standard
Lubrication tank	Included as standard	Included as standard	Included as standard	Included as standard
Offline lubrication filtration unit	Included as standard	Included as standard	Included as standard	Included as standard



SPECIFICATION	CH865i	CH870i	CH890i	CH895i
Nominal capacity - mtpd (stph)	155-517 (171-570)	208-1,283 (229-1,414)	275-1,837 (303-2,025)	258-1,077 (284-1,187)
Max. feed size - mm (in)	123 (4.8)	350 (13.8)	428 (16.9)	127 (5)
Motor power - kW (hp)	500 (670)	600 (805)	750 (1,000)	750 (1,000)
Closed side setting (CSS) range - mm (in)	10-44 (0.4-1.7)	10-70 (0.4-2.8)	13-70 (0.5-2.8)	10-70 (0.4-2.8)
Eccentric throw range - mm (in)	30-70 (1.2-2.8)	32-80 (1.3-3.1)	24-70 (0.9-2.8)	24-70 (0.9-2.8)
Mantles (inner liners)	A, B, EF, OB	A, B, EF, OB, FF	A, B, HC, EF, FF	EF, OB, HC
Concaves (outer liners)	F, EF, HR	EC, C, MC, M, MF, F, EF, HR	EC, C, MC, M, MF, F	EFX, EF, EEF, HR
Weight - kg (lb)	49,750 (109,680)	67,000 (147,700)	97,000 (213,800)	96,000 (212,000)
Automation	Included as standard	Included as standard	Included as standard	Included as standard
Connectivity	Included as standard	Included as standard	Included as standard	Included as standard
System for lubrication control	Included as standard	Included as standard	Included as standard	Included as standard
Advanced dump valve	Included as standard	Included as standard	Included as standard	Included as standard
Lubrication tank	Included as standard	Included as standard	Included as standard	Included as standard
Offline lubrication filtration unit	Included as standard	Included as standard	Included as standard	Included as standard

Sandvik offers a wide range of standard, premium and customized crushing chamber solutions based on your needs. They deliver consistently high availability and reliability. We work closely with you to find the best solution for your needs – in performance and safety, and application and material feed properties. Our PlantDesigner software or Rock Processing Guide helps you estimate new operating conditions and select the right crushing chamber profile. Contact your local Sandvik rep for more information.



BE-1101ENG © SANDVIK AB 2019. SANDVIK is a trademark owned by the SANDVIK Group of companies.
Test results and calculations are to be considered as results reached under certain and controlled conditions.
These test results and calculations should not be treated as specifications and Sandvik does not guarantee, warrant
or represent the outcome of test results or calculations in any or all circumstances.

